



## **Cambridge Branch** **Directions to our Lecture Venue**

Cambridge Branch Lectures are held in Lecture Room O of the Cambridge University Engineering Laboratories on Trumpington Road, Cambridge. The full address of the venue is...

Cambridge University Engineering Department  
University of Cambridge  
Trumpington Street  
Cambridge  
CB2 1PZ

### **Walking from the Bus or Rail Stations**

The Engineering Department of Cambridge University is situated behind the Royal Cambridge Hotel on Trumpington Street, about 10 minutes walk from the city centre and the Bus Station on Drummer Street, and twenty to thirty minutes walk from the Railway Station. If you get lost at any stage ask for directions to the Fitzwilliam Museum or the Royal Cambridge Hotel (both well-known Cambridge landmarks). The Department is between the two.

### **Travelling by rail**

There is a frequent rail service to London (King's Cross and Liverpool Street) and good cross country links. The railway station is about 20-30 minutes walk, or a short taxi ride. To walk from the station, go down Station Road; turn right at the War Memorial into Hills Road. Turn left at the traffic lights outside the (large) Catholic Church into Lensfield Road. At the end of Lensfield Road, turn right at the mini-roundabout. Across the road you will see a large steel sculpture. This is the entrance to the Department.

### **Travelling by Coach**

National Express run regular coach services from London Victoria and other destinations to the Drummer Street bus station.

### **Travelling by Road**

*From the South (M11 and A10):* Leave the M11 at junction 11, drive towards Cambridge on the A1309 (continuation of A10). Go straight through the village of Trumpington and straight on at the traffic lights at the junctions with Long Road and Brooklands Avenue. Trumpington Street continues straight over the two mini-roundabouts and the Department is immediately on your left (before the pedestrian crossing). There is a steel sculpture at the end of the driveway. (Alternatively continue on the M11 to junction 12 and follow the directions given below.)

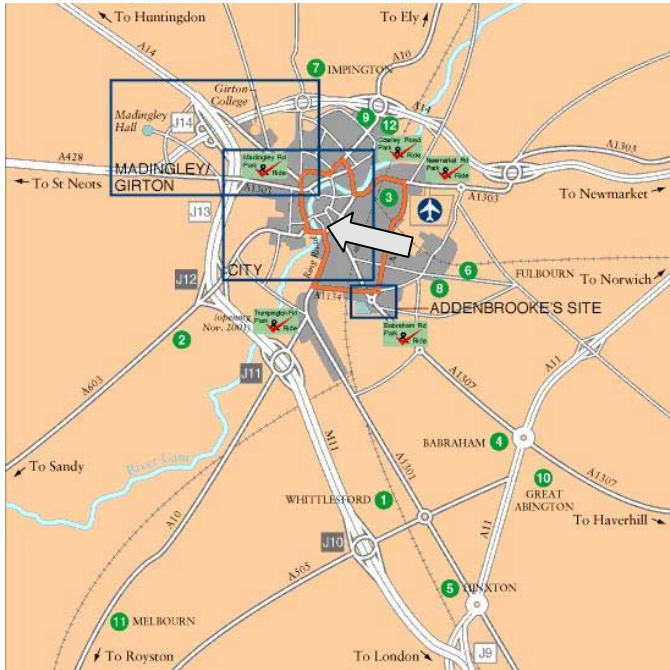
*From the North, East and West (A14, M11):* From the A14 (both directions) join the M11. Leave at junction 12. Drive towards Cambridge A603, Barton Road. Follow the signs to the city centre along Barton Road, following the sharp bend to the left into Newnham Road, then turn right at the roundabout into Fen Causeway. Turn left at the first mini-roundabout and straight over at the second. You are in Trumpington Street and the Department is immediately on your left (before the pedestrian crossing). There is a steel sculpture at the end of the driveway.

### **Parking**


Car parking for the duration of the lecture only is available in the car park area immediately outside the engineering department. At other times parking in this area is strictly controlled.

### **Maps**

The following page provides a number of maps showing routes to the engineering department. In addition a photograph of the sculpture at the entrance to the laboratory site is shown.

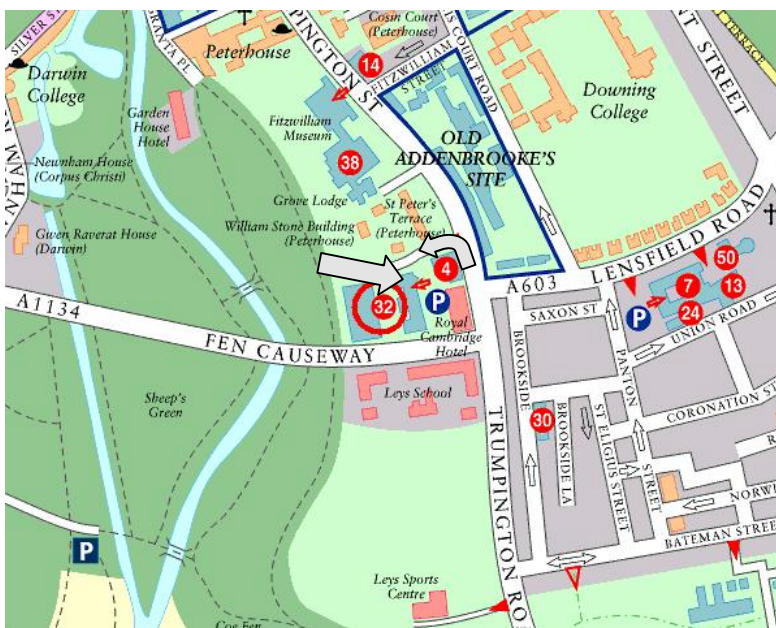


The City of Cambridge showing the M11 and A14, Airport and other major routes. The approximate location of the lecture theatre is indicated with the yellow arrow.



The sculpture at the gates of the Engineering Department

Cambridge City centre showing main routes and pedestrian areas (pink). The location of the lecture venue is indicated with the yellow arrow.



Local streetmap showing the streets around the lecture venue. Entry from the street is indicated with a yellow arrow, as is the lecture venue.

Any further questions please contact the Branch Secretary, David Whitehead on #44 (0)1223 373541 or the Programme Secretary, Robert Walden on #44 (0) 1223 373190.